



Venus Technical data sheet of V-2400 series Respirator

- The V-2400 series respirator includes V-2424 SLOV-V, V-2426 SL-AC, V-2427 SL-HF, V-2428 SL-AM, V-2425 SLOV-V, V-210 SL, V-210 SLV, V-220 SL, V-220 SLV, V-2430 SLV, Venus CN95+, Venus CN95, Venus CVN95+, Venus CVN95, Venus CN95 ME & Venus CN95 OV.
- These respirators are of cup shape design which are lightweight and have a collapse resistant shell.
- V-2400 series respirators have superior micro-fine media technology which protects the user from respirable suspended particulate matter. The filters have a high dust holding capacity which do not get clogged thereby increasing the respirators life.
- V-2400 series have Venus's Stay cool butterfly vent valve which provides superior breathing comfort by removing built up heat inside the mask and aides in easy communication. These respirators also come with a special transparent valve cap to demonstrate the performance of the valve.
- V-2400 series respirators have NR D Anti clogging mark. These series of respirators have passed dolomite test and can resist clogging in very high dust environments.
- Venus V-2425 SLOV-V & Venus CN95 OV respirators include an activated carbon layer for absorption of nuisance level of obnoxious odour and vapour.
- Venus CN95+ & Venus CVN95+ respirators have unique fit adjustors which provide optimum fit & comfort.
- Venus V-2425 SLOV-V respirator has an outer flame retardant layer to protect against welding sparks.
- V-2400 series respirators have the headband sewn on the outside filter media to avoid puncture in the filter area and provide a leak-proof fit.
- V-2400 series respirators have latex free textile elastic which is skin friendly, has a long life and does not deform with repeat wears under high temperature.
- V-2400 series of respirator comes with a unique Nose liner inside the mask which prevents leakage and provides a comfortable fit.
- V-2400 series of respirators has a full foam seal which absorbs perspiration, offering more comfort and improves fitting and safety.
- Venus V-2430 SLV respirator is a Pharma-food industry variant respirator. It has no metal exposure & minimum lint which minimizes the risk of product contamination.

Materials

The following materials are used in the production of Venus V-2424 SLOV-V, V-2426 SL-AC, V-2427 SL-HF, V-2428 SL-AM, V-2425 SLOV-V, V-210 SL, V-210 SLV, V-220 SL, V-220 SLV, V-2430 SLV, Venus CN95+, Venus CN95, Venus CVN95+, Venus CVN95, Venus CN95 ME & Venus CN95 OV respirators.

Straps	Braided Spandex
Nose Foam	Polyester
Nose Clip	Aluminum
Filter	Electrostatic PP-MB
Valve	Polypropylene
Valve Diaphragm	Silicon rubber
Adjustor Clip	Polypropylene

- These products do not contain components made from natural rubber latex
- Minimum mass of products:

V-2424 SLOV-V - 24g

V-2426 SL-AC – 18g

V-2427 SL-HF- 18g

V-2428 SL-AM- 18g

V-2425 SLOV-V – 23g

V-210 SL – 19g

V-210 SLV – 15g

V-220 SL – 10g

V-220 SLV – 14g

V-2430 SLV – 16g

Venus CN95 – 11g

Venus CN95+ - 10g

Venus CVN95 – 14g

Venus CVN95+ - 16g

Venus CN95 ME -14g

Venus CN95 OV – 15g

Standards

- Venus CN95+, Venus CN95, Venus CVN95+, Venus CVN95, Venus CN95 ME, Venus CN95 OV respirators meets the requirement of NIOSH class N95.

Venus V-210 SL, V-210 SLV, V-220 SL, V-220 SLV, V-2430 SLV respirators meets the requirements of EN 149:2001+A1:2009.

Venus V-2424 SLOV-V, V-2426 SL-AC, V-2427 SL-HF, V-2428 SL-AM, V-2425 SLOV-V meet the requirement of IS 9473.

These respirators should be used to protect the wearer from solid dust & Oil Mist. Particulate filter respirators are classified by filtering efficiency and maximum total inward leakage performance & also by inhalation resistance.

- P1 filters are intended for use against mechanically generated particulates such as those generated from sanding, grinding, drilling etc.
- P2 filters are intended for use against both mechanically & thermally generated particulates e.g. welding brazing etc.
- P3 filters are intended for use against both mechanically and thermally generated particulates e.g. Asbestos handling, metal handling, solvent based painting etc. P2 & P3 filters may also help reduce breathing in pathogenic biological airborne particulates such as influenza virus.
- N95 category filters are intended for use against mechanically generated particulates e.g. sanding, grinding, drilling etc.

Approvals

- Venus V-210 SL, V-210 SLV, V-220 SL, V-220 SLV & V-2430 SLV respirators have been produced to comply with the requirement of EN 149:2001+A1:2009 under an agreed production certification scheme operated in accordance with IFA in Germany.
- Venus V-2424 SLOV-V, V-2426 SL-AC, V-2427 SL-HF, V-2428 SL-AM & V-2425 SLOV-V respirators has been produced to comply with the requirement of the Indian standard Institute IS14746:1999 under an agreed production certification scheme operated during manufacture in accordance with the Bureau of Indian Standards.
- Venus CN95+, Venus CN95, Venus CVN95+, Venus CVN95, Venus CN95 ME & Venus CN95 OV respirator has been evaluated in the laboratory and found to comply with all of the requirements of Title 42, Code of Federal Regulations, Part 84 and thus certified for NIOSH certification.

Selection Guide		FFP1	FFP2	FFP3	N95	P95	P100	Organic Vapour	Acid Gas	Welding
Painting, Varnishing, Spraying, Coating, Mixing	Solvent-Based-brush/roller applied			•			•	•		
	Solvent- Based-spray applied	Contact Venus								
	Water-Based-brush/roller/spray applied			•			•			
	Wood Preservatives			•			•	•		
	Powder Coating			•			•			
Sanding, Stripping, Grinding, Cutting, Drilling	Rust,most metals,Filler,Concrete,Stone	•			•					
	Cement,Wood,Steel		•			•				
	Paints,Varnish,Anti-rust coating		•			•				
	Stainless-Steel,Anti fouling varnish			•			•			
	Resins,Reinforced plastics(carbon/glassfibre)		•	•		•	•			
Construction/ Maintenance	Scabbling,Shot-creting(concrete dust)	•	•	•	•	•	•			
	Platering,Rendering,Cement mixing	•	•	•	•	•	•			
	Demolition	•	•		•	•				•
	Groundwork,Earth moving,Piling,Underpinning		•	•		•	•			
	Spray foam,Loft Insulation		•	•		•	•			
Metal working/ Foundries	Welding,Soldering		•	•		•	•			•
	Electro-plating		•	•		•	•		•	
	Finishing,Slotting,Drilling,Riveting,Machining		•	•		•	•			
	Oxyacetylene cutting		•	•		•	•			
	Molten metal handling,Smelting		•	•		•	•		•	
Cleaning/ Waste Removal	Disinfection, Cleaning		•	•		•	•	•	•	
	Waste removal		•	•		•	•	•		
	Asbestos handling			•			•			
	Asbestos removal	Contact Venus								
Allergens/ Biohazards	Pollen,Animal dander	•			•					
	Mould/Fungus,Bacteria*,Viruses		•	•		•	•			
	Tuberculosis*			•			•			
	Diesel exhaust/Smoke		•			•				
Agriculture/ Forestry	Handling infected animals,Culling		•	•		•	•	•		
	Feeding livestock, Cleaning sheds/ Harvesters	•	•	•	•	•	•			
	Straw chopping,Composting,Harvesting		•	•		•	•			
	Pesticides,Insecticides(crop spraying)		•	•		•	•	•		
Mining/ Quarrying	Tunneling,Drilling,Grinding,Excavation		•	•		•	•			
	Pumping,Dredging,Washing		•	•		•	•			
	Cutting,Sawing		•	•		•	•			
	Changing Filters		•	•		•	•			
Other Industrial Applications	Ink,Dyes,Solvents,Chemicals		•	•		•	•	•		
	Powderd Additives/Chemicals		•	•		•	•	•		
	Pharmaceuticals		•	•		•	•	•		
	Rubber/Plastic processing		•	•		•	•	•		
	Oil & gas extraction/ Processing		•	•		•	•	•	•	•
	Pottery,Ceramics			•			•			
	Wood/ Paper Mills		•	•		•	•			

Applications

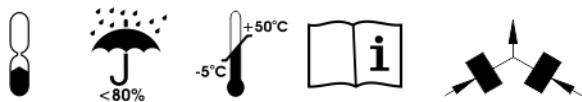
These respirators are suitable for use in concentration of solid and non-volatile liquid particles upto the following limits

Model	Approved	Class & Colour	Max. Use Level
V-2424 SLOV-V	IS 9473	Grey	12 x OEL
V-2426 SL-AC	IS 9473	Blue	12 x OEL
V-2427 SL-HF	IS 9473	Light Blue	12 x OEL
V-2428 SL-AM	IS 9473	Dark Green	12 x OEL
V-2425 SLOV-V	IS 9473	Grey	12 x OEL
V-210 SL	EN 149:2001+A1:2009	White	4 x OEL
V-210 SLV	EN 149:2001+A1:2009	White	4 x OEL
V-220 SL	EN 149:2001+A1:2009	White	12 x OEL
V-220 SLV	EN 149:2001+A1:2009	White	12 x OEL
V-2430 SLV	EN 149:2001+A1:2009	White	50 x OEL
Venus CN95+	NIOH N95	White	10 x OEL
Venus CN95	NIOH N95	White	10 x OEL
Venus CVN95+	NIOH N95	White	10 x OEL
Venus CVN95	NIOH N95	White	10 x OEL
Venus CN95 ME	NIOH N95	White	10 x OEL
Venus CN95 OV	NIOH N95	Grey	10 x OEL

Storage & Shelf Life

Venus V- 2400 series respirator until use shall be stored in the sealed pack to retain its properties. For transport such packs shall be suitably packed in outer cartons to protect from climatic hazards and mechanical shocks.

The shelf life of the product is 60 months from the date of manufacture. (If stored between -50C and +50C & Humidity not over 80%). The date of manufacture is mentioned on the pack of the respirator.



Disposal

Contaminated products should be disposed as hazardous waste in accordance with local regulations.


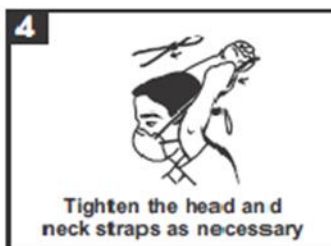
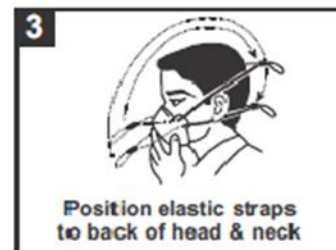
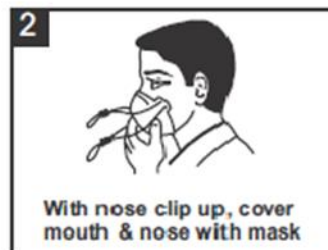
User Instructions

The user instructions must be read & followed-

1. Failure to follow all instructions and limitations on the use of this respirator and / or failure to wear this respirator during all times of exposure can reduce respirator effectiveness and result in sickness or death.
2. Before use, wearer must first be trained by the employer for proper respirator use in accordance with applicable Safety and Health Standards. Respiratory protection appliances are to be selected depending on the type and concentration of the hazardous substances.
3. The respirator may only be used if the type and concentration of the harmful substances are known. In case of unknown substances or concentrations or variable conditions, breathing apparatus should be used.
4. Non-ventilated containers, mines, canals should not be entered with the particle filtering half masks & also not allowed in explosive atmosphere.
5. If the respirator becomes damaged or breathing becomes difficult, leave the contaminated area, discard and replace the respirator. Also leave the contaminated area immediately if dizziness or other distress occurs.

FITTING INSTRUCTIONS TO BE FOLLOWED EACH TIME RESPIRATOR IN USE

Before use check for visible damage, Damaged or dirty (on breathing side) particle filtering half mask should not be used.



*6. To check fit, place both hands completely over the mask and inhale. If air leaks around nose, readjust the nose clip. If air leaks at the mask edges, work the straps back along the sides of your head. Repeat the procedure until respirator is sealed properly.

If you can not achieve a proper fit DO NOT enter the contaminated area. See your supervisor.

Limitations (For CE/ISI Products)

1. Do not use for protection against Gases, Vapor or in atmospheres containing less than 17% Oxygen.
2. Do not use with beard or other facial hair that prevent direct contact between the face and the edge of the respirator.
3. Do not use when concentrations of contaminants are immediately dangerous to life and health, are unknown, or when particulate concentration exceed the maximum use level / or other levels determined by your National Occupational Safety and Health Authorities.

Limitations (For NIOSH Products)

1. Not for use in atmospheres containing less than 19.5 % oxygen.
2. Not for use in atmospheres immediately dangerous to life or health.
3. Do not exceed maximum use concentrations established by regulatory standards.
4. Failure to properly use and maintain this product could result in injury or death.
5. All approved respirators shall be selected, fitted, used, and maintained in accordance with MSHA, OSHA, and other regulations.
6. Never substitute, modify, add, or omit parts. Use only exact replacement parts in the configuration as specified by the manufacturer.
7. Refer to User's Instructions, and/or maintenance manuals for information on use and maintenance of these respirators.
8. NIOSH does not evaluate respirators for use as surgical masks.

Fit Check

1. Cover the front of the respirator with both hands being careful not to disturb the respirator.
2. Exhale sharply into the respirator.
3. If air leaks around the nose, readjust the nose clip to eliminate leakage. Repeat the above fit check
4. If air leaks at the respirator edges, work the straps back along the sides of the head to eliminate leakage. Repeat the above fit check.

If you cannot achieve a proper fit DO NOT enter the hazardous area. See your supervisor.

For information regarding fit testing procedure please contact Venus.

Product Range



V-2424 SLOV-V , V-2426 SL-AC, V-2427 SL-HF , V-2428 SL-AM



V-2425 SLOV-V



V-210 SL (Small Size)



V-220 SL (Regular Size)



V-210 SLV , V-220 SLV



V-2430 SLV



CN95+ , CN95



CVN95+ , CVN95



CN95 ME



CN95 OV

Manufacturer name & address

VENUS Safety & Health Pvt. Ltd.

T-15, Talaja MIDC, Khairane Budruk, Dist.- Raigad, Navi Mumbai MH 410 208, India
TOLL Free: 1800 26 72346 | Ph :+91 22 27410018
Email: info@venusohs.com | Web: www.venusohs.com



Manufacturer of Safety & Healthcare Products

Venus Safety & Health Pvt. Ltd.

Plot No. L-75 / 76, MIDC-Taloja, Tondre Village,
Dist-Raigad, Maharashtra 410 208, India.
Tel. : +91 22 27410018 / 27410019 / 27410020
Fax : +91 22 27690126
E-mail : info@venusohs.com
CIN : U85100MH2007PTC172380

EU Declaration of Conformity

Product: **VENUS V- 220 SL FFP2 NR D**

Type: **Filtering Half Mask**

Manufacturer: Venus Safety & Health Pvt. Ltd.

Address: Venus Safety & Health Europe BV

Veldm, Monotgomrylaan 203

5612 BD Eindhoven

NETHERLANDS

This declaration is issued under sole responsibility of the manufacturer

The object of declaration described above is conformity with relevant Union harmonisation legislation:

EU 2016/425

Conformity is shown by compliance with applicable requirements of the following documents;

Reference & Date	Title
EN 149: 2001+A1:2009	Respiratory protective devices-Filtering half masks to protect against particles - Requirements, testing, markings

Notified body IFA Identification number CE 0121 performed the EU type-examination (Module B) and issued the EU type-examination certificate IFA 1801376

VENUS V-220 SL FFP2 NR D filtering half mask is subject to the conformity assessment procedure Module C2 or Module D under surveillance of the notified body IFA

Signed for and on behalf of: Venus Safety & Health Pvt. Ltd.

Place of issue: Talaja, Dist-Raigad-410208, Maharashtra, India

Date of issue: 14 JAN. 2019

Name: Mr. Ravindra Shinde

Position: COO

Signature:

